



Textile Display Technology

CUSTOM REUSABLE MASK

MEEVO FRESH AIR



www.meevo.pt

CUSTOM REUSABLE MASK

LOGO AND COLOR CUSTOMIZATION



PORTFOLIO



CUSTOM REUSABLE MASK

PRODUCT FEATURES

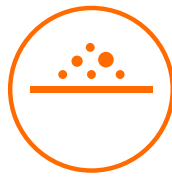
Level 3 Protection textile mask, intended for use by individuals in the context of their professional activity or in other environments during confinement periods, namely in interior spaces with multiple people. The World Health Organization recommends the use of this type of mask by the general population, as an additional protection measure in community use.



25 WASHES



BREATHABLE



FILTRATION



3 LAYERS



3 SIZES



SUSTAINABLE

- High level of breathability - even after 25 washes we obtain excellent rates of breathability (average air flow 40% above the standard required by CITEVE)
- High filtration capacity and particle retention = 88% PRC (particle retention capacity)
- Comfort obtained by the ergonomic design and the lightness of the fabrics used
- Customized to your brand

CERTIFICATIONS

All 3-layer textiles that compose this mask have the OEKO TEX certificate, which validates the mask as being tested for the presence of harmful substances and therefore safe to use. Certified with CITEVE's guarantee of mask protection performance even after 25 wash cycles (and waiting for the approval of more washes).

ADULT



25 WASHING CYCLES GENERAL USE (LEVEL 3)

ADULT (S)



25 WASHING CYCLES GENERAL USE (LEVEL 3)

XS (6-9 YEARS)



25 WASHING CYCLES GENERAL USE (LEVEL 3)



CUSTOM REUSABLE MASK

TECHNICAL INFO OF FABRICS

TRIPLE PROTECTION - 3 LAYERS OF FABRICS

Outer layer

Reinforced with a new fabric, increasing the filtration capacity and resistance to washing - Warp Knitted 100% Polyester Laminated with Non Woven 65% Polyamide and 35% Recycled Polyester;

Middle layer

Has a high filtering capacity with environmentally friendly material - Non Woven 65% Recycled Polyester, 35% Viscose;

Inner layer

Is composed of a more open fabric construction structure, which allows greater breathability, making it lighter and fresher - Warp Knitted 100% Polyester.

CUSTOM REUSABLE MASK

HOW TO HANDLE THE MASK CORRECTLY

How to put on a mask



1 Before placing:
Ensure that the face and hands are properly sanitized and dry;




2 Place the mask with the inner face towards the face and the outer face facing out; Holding the mask by the elastic bands, place the mask over your nose, mouth and chin. Stretch the adjustment straps behind the ears; Always adjust your respiratory protection mask to protect your nose and mouth from external particles;



3 Do not let hair, beard, jewelry, eyeglasses or other props prevent proper mask placement;



4 You should not touch the mask during use and if you touch it, you should immediately wash your hands. Regularly evaluate the quality of the filters for respiratory protection masks, and replace the mask whenever you check the humidity or dirt level;



5 Make individual and unshared use of your respiratory protection equipment.

CUSTOM REUSABLE MASK

HOW TO HANDLE THE MASK CORRECTLY


How to Remove a mask



Wash your hands thoroughly before and after removing the mask;



The mask must be removed from the back, holding the ties or elastics;



Recommended the use of the mask: 4 hours a day;



At the end of each use, isolate the mask in a resistant bag and when washing, do it at 60 degrees for 30min, with detergent, in the washing machine;



At the end of its useful life, wash the mask and then dispose of it in a suitable waste container.

CUSTOM REUSABLE MASK

MAINTENANCE AND WASHING INSTRUCTIONS



Number of wash cycles with guaranteed mask protection performance: 25 (waiting for the approval of more washes);



Washing prior to first use is recommended to remove any dirt particles. Recommended washing at 60° for 30min, in a domestic washing machine and with usual detergent. Let it dry. Reuse when is completely dry;



Do not dry clean.



Do not use drying machine.



Do not iron;



Do not use hypochlorite.